



District Report Card: 2017


State: Uttarakhand	District: Nainital
Class: 5	Subject: Language
Schools: 60	Students: 841


Participation/Coverage


Students

<div>GENDER</div> <div></div>	Boys			Girls		
	Number		%	Number		%
	424		50.42	417		49.58

<div>AREA</div> <div></div>	Rural			Urban		
	Number		%	Number		%
	675		80.26	166		19.74

<div>CATEGORY</div> <div></div>	SC		ST		OBC		GEN	
	Number	%	Number	%	Number	%	Number	%
	289	34.36	19	2.26	232	27.59	301	35.79

<div>CWSN</div> <div></div>	LD	VI	HI	S&LD	ID	Oth
	3	0	0	3	3	1

<div>Management</div> <div></div>	Government			Government-aided		
	Number		%	Number		%
	796		94.65	45		5.35

Average Performance of Students in Language (%)

Overall	Gender		Area		Management		Social Group			
	Male	Female	Rural	Urban	Govt.	Aided	SC	ST	OBC	GEN
66.14	65.55	66.73	65.64	68.15	66.34	62.52	64.41	70.18	65.75	67.84

Performance on Learning Outcomes (LOs)

Learning Outcomes	Description	Average Performance(%)
L504	Reads and comprehends independently storybooks, news items/ headlines, advertisements etc.	62.73
L508	Reads text with comprehension, locates details and sequence of events	67.84

Range of Performance of Students who Answered Correctly							
Below 30%		30% - 50%		50% - 75%		Above 75%	
Number	%	Number	%	Number	%	Number	%
47	5.59	142	16.88	362	43.04	290	34.48

Lowest Performing Learning Outcomes (LOs)

- 1 - Reads and comprehends independently storybooks, news items/ headlines, advertisements etc. (62.73)
- 2 - Reads text with comprehension, locates details and sequence of events (67.84)